





MK1320 桁架机器人联机  
MK1320 Truss manipulator linked



MK1332A 机器人联机  
MK1332A Robot arm linked



Suzhou Gudwill Grinding Technology Co., Ltd.

Add:RM 1129,NO.18,LONGSHAN SOUTH RD,GUANGFU,WUZHONG,SUZHOU,CHINA

Mobile/WhatsApp:+86-188 9696 7812,+86-173 7273 9851

Tel: +86-0512-65580060

Email: sales@gudwill.cn

Web: www.gudwill.cn

产品介绍  
PRODUCTS INTRODUCTION

数控外圆磨床系列  
SERIES OF CNC CYLINDRICAL GRINDER

苏州固得维磨削技术有限公司



MK1320B 半防护  
MK1320B semi-enclosed

# MK1320B

## 本系列机床的特点

### THIS SERIES OF MACHINE CHARACTERISTICS

- GSK internal / cylindrical grinder CNC system, it has the characteristics of stable performance, simple operation, convenient maintenance and high precision control.
- Sleeve type dynamic wheel spindle, which has high rotary precision, strong rigidity and low temperature rise.
- Hard guiderway structure, the imported screw rod and torque servo motor to ensure the rigidity and accuracy of the feed.
- The headstock is driven by servo motor to realize stepless speed regulation and arbitrary stop.
- The tailstock adopts hydraulic telescopic sleeve structure



MK1320B 全防护  
MK1320B full-enclosed



MK1320 x 250

## MK1320 系列数控外圆磨床 技术参数 MAIN PARAMETERS

项目内容	Item Contents	MK1320x250	MK1320Bx500	MK1320Bx750	MK1420B
工作台上最大回转直径 (mm)	Max.grinding diameter on table	Φ 240	Φ 240	Φ 240	Φ 240
两顶尖最大距离 (mm)	Max. distance between two centers	255	520	770	520
卡盘夹持承载重量 (Kg)	Max.chuck load	30 (选配)	30 (选配)	30 (选配)	30
顶尖间最大承载重量 (Kg)	Max.load between two centers	50	50	50	50
外圆磨削范围 (mm)	Max. external grinding diameter and length	(Φ5-Φ200)x250	(Φ5-Φ200)x500	(Φ5-Φ200)x750	(Φ5-Φ200)x500
内孔磨削范围 (mm)	Internal grinding diameter	无	无	无	Φ13-Φ80
最大磨削内孔深度 (mm)	Max.internal grinding depth	无	无	无	125
头架顶尖孔 (Morse)	Spindle taper of headstock	MT.4	MT.4	MT.4	MT.4
尾架顶尖孔 (Morse)	Spindle taper of tailstock	MT.4	MT.4	MT.4	MT.4
外圆砂轮尺寸 (外径 x 宽 x 内孔) (mm)	External grinding wheel size	Φ500x32/63xΦ203	Φ400x50xΦ203	Φ400x50xΦ203	Φ400x50xΦ203
砂轮架、工作台进给速度 (x、y轴) (mm/min)	Feeding speed of grinding wheel and table	0.05-3000	0.05-3000	0.05-3000	0.05-3000
X、Y轴最小设定单位 (mm)	Min.setting unit (X and Z axis)	0.001	0.001	0.001	0.001
砂轮主轴电机 (KW)	Motor of grinding wheel spindle	4	5.5	5.5	4
主轴类型	Type of wheel spindle	动压	动压	动压	动压
主轴转速 (r/min)	Spindle speed	1440	1440	1440	1440
砂轮线速度 (m/min)		35	35	35	35
内圆磨削电机 (KW)	Motor of internal grinding spindle	无	无	无	0.55
内圆电机转速 (r/min)	Motor speed of internal grinding spindle	无	无	无	2800
头架主轴电机 (N.m)	Motor of headstock grinding spindle	6	6	6	6
头架转速 (r/min)	Motor speed of headstock grinding spindle	伺服型调速			
砂轮架进给电机 (N.m)	Feeding motor of grinding wheel	15	15	15	15
工作台进给电机 (N.m)	Feeding motor of worktable	7.5	7.5	7.5	7.5
总电源功率 (KW)	Total drive capacity	9	11	11	11
工作精度 (mm)	Accuracy	国家标准			
圆度 (mm)	Roundness	0.003	0.003	0.003	0.003
圆柱度 (mm)	Cylindricity	0.005	0.005	0.005	0.005
表面粗糙度 (um)	Surface roughness	Ra ≤ 0.16	Ra ≤ 0.16	Ra ≤ 0.16	Ra ≤ 0.16
机床净重 (Kg)	Net weight/Gross weight	1600	2100	3000	2100
机床尺寸 (长 x 宽 x 高) (mm)	Packing dimension	1900X2300X1450	2560X1500X1800	2800X1500X1800	2560X1500X1800

控制系统: 标准配置广数 GSK 磨床系统 可选配置: SIEMENS、FANUC




# MKS1320/MKS1332

## 数控高速外圆磨床

### 本系列机床的特点

#### THIS SERIES OF MACHINE CHARACTERISTICS

- GSK internal / external grinder CNC system, it has the characteristics of stable performance, simple operation, convenient maintenance and high precision control.
- Large diameter hydrostatic spindle, which has high rotary precision, strong rigidity.  
The spindle motor of grinding wheel adopts AC frequency conversion speed regulation device to realize constant linear speed grinding in sections.
- The headstock is driven by servo motor to realize stepless speed regulation and arbitrary stop.
- The tailstock adopts hydraulic telescopic sleeve, and wire gauge moving can also be customized.




床身局部图

## MKS1320/MKS1332 系列数控高速外圆磨床

### 技术参数 MAIN PARAMETERS

项目内容	Item Contents	MKS1320x500	MKS1332x1000
工作台上最大回转直径 (mm)	Max.grinding diameter on table	Φ240	Φ350
两项尖最大距离 (mm)	Max. distance between two centers	520	1000
卡盘夹持承载重量 (Kg)	Max.chuck load	30 (回转型头架)	40 (回转型头架)
顶尖间最大承载重量 (Kg)	Max.load between two centers	50	130
外圆磨削范围 (mm)	Max. external grinding diameter and length	(Φ5-Φ200)x500	(Φ8-Φ320)x1000
内孔磨削范围 (mm)	Internal grinding diameter	无	无
最大磨削内孔深度 (mm)	Max.internal grinding depth	无	无
头架顶尖孔 (Morse)	Spindle taper of headstock	MT.4	MT.5
尾架顶尖孔 (Morse)	Spindle taper of tailstock	MT.4	MT.5
外圆砂轮尺寸 (外径 x 宽 x 内孔) (mm)	External grinding wheel size	Φ600x150xΦ203	Φ750x125xΦ305
砂轮架、工作台进给速度 (x、y 轴) (mm/min)	Feeding speed of grinding wheel and table	3000	3000
X、Y 轴最小设定单位 (mm)	Min.setting unit (X and Z axis)	0.001	0.001
砂轮主轴电机 (KW)	Motor of grinding wheel spindle	11	15
主轴类型	Type of wheel spindle	静压	静压
主轴转速 (r/min)	Spindle speed	变频调速	变频调速
砂轮线速度 (m/min)		50	50
内圆磨削电机 (KW)	Motor of internal grinding spindle	无	无
内圆电机转速 (r/min)	Motor speed of internal grinding spindle	无	无
头架主轴电机 (N.m)	Motor of headstock grinding spindle	6	6
头架转速 (r/min)	Motor speed of headstock grinding spindle	伺服型调速	
砂轮架进给电机 (N.m)	Feeding motor of grinding wheel	15	30
工作台进给电机 (N.m)	Feeding motor of worktable	7.5	15
总电源功率 (KW)	Total drive capacity	15.5	25
工作精度 (mm)	Accuracy	国家标准	
圆度 (mm)	Roundness	0.003	0.003
圆柱度 (mm)	Cylindricity	0.005	0.008
表面粗糙度 (um)	Surface roughness	Ra ≤ 0.16	Ra ≤ 0.16
机床净重 (Kg)	Net weight/Gross weight	2300	5700
机床尺寸 (长 x 宽 x 高) (mm)	Packing dimension	2560X1500X1800	3900X1800X1900

控制系统: 标准配置广数 GSK 磨床系统 可选配置: SIEMENS、FANUC



MK1332

# MK1332 系列

## 本系列机床的特点

### THIS SERIES OF MACHINE CHARACTERISTICS

- GSK internal / external grinder CNC system, it has the characteristics of stable performance, simple operation, convenient maintenance and high precision control.
- Sleeve type dynamic wheel spindle, which has high rotary precision, strong rigidity and low temperature rise.
- Hard guiderway structure for grinding wheel and table, the imported screw rod and torque servo motor to ensure the rigidity and accuracy of the feed.
- The headstock spindle has the advantages of high precision, strong rigidity, high roundness of the surface of the grinding part.



经济型 Economic type

## MK1332 系列数控外圆磨床 技术参数 MAIN PARAMETERS

项目内容	Item Contents	MK1332x500	MK1332x1000	MK1332x1500
工作台上最大回转直径 (mm)	Max.grinding diameter on table	Φ350	Φ350	Φ350
两顶尖最大距离 (mm)	Max. distance between two centers	520	1000	1500
卡盘夹持承载重量 (Kg)	Max.chuck load	40 (选配)	40 (选配)	40 (选配)
顶尖间最大承载重量 (Kg)	Max.load between two centers	130	130	130
外圆磨削范围 (mm)	Max. external grinding diameter and length	(Φ8-Φ320)x500	(Φ8-Φ320)x1000	(Φ8-Φ320)x1500
头架顶尖孔 (Morse)	Spindle taper of headstock	MT.5	MT.5	MT.5
尾架顶尖孔 (Morse)	Spindle taper of tailstock	MT.5	MT.5	MT.5
外圆砂轮尺寸 (外径 x 宽 x 内孔) (mm)	External grinding wheel size	Φ400x40xΦ203	Φ400x40xΦ203	Φ400x40xΦ203
砂轮架、工作台进给速度 (x、y 轴) (mm/min)	Feeding speed of grinding wheel and table	0.05-3000	0.05-3000	0.05-3000
X、Y 轴最小设定单位 (mm)	Min.setting unit (X and Z axis)	0.001	0.001	0.001
主轴类型	Type of wheel spindle	动压	动压	动压
砂轮主轴电机 (KW)	Motor of grinding wheel spindle	5.5	5.5	5.5
主轴转速 (r/min)	Spindle speed	1440	1440	1440
砂轮线速度 (m/min)		35	35	35
头架主轴电机 (KW)	Motor of headstock grinding spindle	0.55	0.55	0.55
头架转速 (r/min)	Motor speed of headstock grinding spindle		0-320	
砂轮架进给电机 (N.m)	Feeding motor of grinding wheel	15	15	15
工作台进给电机 (N.m)	Feeding motor of worktable	7.5	7.5	7.5
总电源功率 (KW)	Total drive capacity	10.88	10.88	10.88
工作精度 (mm)	Accuracy		国家标准	
圆度 (mm)	Roundness	0.003	0.003	0.003
圆柱度 (mm)	Cylindricity	0.005	0.008	0.008
表面粗糙度 (um)	Surface roughness	Ra ≤ 0.16	Ra ≤ 0.16	Ra ≤ 0.16
机床净重 (Kg)	Net weight/Gross weight	4300	3300	3800
机床尺寸 (长 x 宽 x 高) (mm)	Packing dimension	3200x2000x1800	3200x1800x1420	4200x1800x1420

控制系统: 标准配置广数 GSK 磨床系统 可选配置: SIEMENS、FANUC



MK1620

# 数控端面外圆磨床

## 本系列机床的特点

### THIS SERIES OF MACHINE CHARACTERISTICS

- GSK internal / external grinder CNC system, it has the characteristics of stable performance, simple operation, convenient maintenance and high precision control.
- Sleeve type dynamic wheel spindle, which has high rotary precision, strong rigidity and low temperature rise.
- Hard guiderway structure for grinding wheel and table, the imported screw rod and torque servo motor to ensure the rigidity and accuracy of the feed.
- The headstock spindle has the advantages of high precision, strong rigidity, high roundness of the surface of the grinding parts, and it can also realize the variable frequency stepless speed regulation by adopting the mechanical step speed regulation.




MK1632

## 数控端面外圆磨床 技术参数 MAIN PARAMETERS

项目内容	Item Contents	MK1620x500	MK1632x500
工作台上最大回转直径 ( mm )	Max.grinding diameter on table	Φ240	Φ360
两顶尖最大距离 ( mm )	Max. distance between two centers	520	520
卡盘夹持承载重量 ( Kg )	Max.chuck load	30 ( 回转型头架 )	40 ( 回转型头架 )
顶尖间最大承载重量 ( Kg )	Max.load between two centers	50	130
外圆磨削范围 ( mm )	Max. external grinding diameter and length	( Φ5-Φ200)x500	( Φ5-Φ320)x500
头架顶尖孔 ( Morse )	Spindle taper of headstock	MT.4	MT.5
尾架顶尖孔 ( Morse )	Spindle taper of tailstock	MT.4	MT.5
外圆砂轮尺寸 ( 外径 x 宽 x 内孔 ) ( mm )	External grinding wheel size	Φ400x40xΦ203	Φ400x40xΦ203
砂轮架、工作台进给速度 ( x、y 轴 ) ( mm/min )	Feeding speed of grinding wheel and table	0.05-3000	0.05-3000
砂轮架进给角度 ( ° )	Feeding angle of grinding wheel	63° 26'	63° 26'
X、Y 轴最小设定单位 ( mm )	Min.setting unit ( X and Z axis )	0.001	0.001
砂轮主轴电机 ( KW )	Motor of grinding wheel spindle	4	5.5
主轴转速 ( r/min )	Spindle speed	1440	1440
头架主轴电机 ( KW )	Motor of headstock grinding spindle	0.75	0.75
头架转速 ( r/min )	Motor speed of headstock grinding spindle	63、125、250、500	
砂轮架进给电机 ( N.m )	Feeding motor of grinding wheel	15(GSK)	15(GSK)
工作台进给电机 ( N.m )	Feeding motor of worktable	7.5 ( GSK )	7.5 ( GSK )
总电源功率 ( KW )	Total drive capacity	9	9
工作精度 ( mm )	Accuracy	国家标准试件	
圆度 ( mm )	Roundness	0.0015	0.0015
圆柱度 ( mm )	Cylindricity	0.005	0.005
表面粗糙度 ( um )	Surface roughness	Ra ≤ 0.16	Ra ≤ 0.16
机床净重 ( Kg )	Net weight/Gross weight	3200	4300
机床尺寸 ( 长 x 宽 x 高 ) ( mm )	Packing dimension	2700X2150X1800	3200X2000X1800

控制系统: 标准配置广数 GSK 磨床系统 可选配置: SIEMENS、FANUC



# MY1432

## 本系列机床的特点

### THIS SERIES OF MACHINE CHARACTERISTICS

- It is suitable for grinding inner and outer cylindrical surface and conical surface.
- It has the characteristics of strong rigidity, high precision and convenient operation.
- The headstock, tailstock and grinding wheel spindle have good structural performance and capacity.
- Automatic cycle feed and manual micro feed, which can ensure accurate and reliable feed rate.

## MY1432 系列万能外圆磨床

### 技术参数 MAIN PARAMETERS

项目内容	Item Contents	MY1432x1000	MY1432x1500
工作台上最大回转直径 (mm)	Max.grinding diameter on table	Φ360	Φ360
两顶尖最大距离 (mm)	Max. distance between two centers	1000	1500
卡盘夹持承载重量 (Kg)	Max.chuck load	40	40
顶尖间最大承载重量 (Kg)	Max.load between two centers	130	
外圆磨削范围 (mm)	Max. external grinding diameter and length	(Φ8-Φ320)x1000	(Φ8-Φ320)x1500
内孔磨削范围 (mm)	Internal grinding diameter	Φ30-100	
最大磨削内孔深度 (mm)	Max.internal grinding depth	125	
头架顶尖孔 (Morse)	Spindle taper of headstock	MT.5	
尾架顶尖孔 (Morse)	Spindle taper of tailstock	MT.5	
外圆砂轮尺寸 (外径 x 宽 x 内孔) (mm)	External grinding wheel size	Φ400x40xΦ203	
砂轮架进给手轮每转进给量 (mm)	Per rev. feeding value of grinding wheel	粗 2 细 0.5	
砂轮架进给手轮每格进给量 (mm)	Per grad. feeding value of grinding wheel	粗 0.01 细 0.0025	
砂轮主轴电机 (KW)	Motor of grinding wheel spindle	5.5	
主轴转速 (r/min)	Spindle speed	1440	
内圆磨削电机 (KW)	Motor of internal grinding spindle	1.1	
内圆电机转速 (r/min)	Motor speed of internal grinding spindle	3000	
头架主轴电机 (KW)	Motor of headstock grinding spindle	0.75	
头架转速 (r/min)	Motor speed of headstock grinding spindle	0-320	
砂轮架回转角 (°)	Turning angle of grinding wheel	30	
工作台回转角 (°)	Turning angle of worktable	-3、+9、+7、+6	
总电源功率 (KW)	Total drive capacity	9	
圆度 (mm)	Roundness	外圆 0.003 内孔 0.0035	
柱度 (mm)	Cylindricity	外圆 0.0055 内孔 0.007	
表面粗糙度 (um)	Surface roughness	外圆 Ra ≤ 0.16 内孔 Ra ≤ 0.63	
机床净重 (Kg)	Net weight/Gross weight	3300	3800
机床尺寸 (长 x 宽 x 高) (mm)	Packing dimension	3200x1800x1420	4200x1800x1420



# M1420B

## 本系列机床的特点

### THIS SERIES OF MACHINE CHARACTERISTICS

- It is suitable for grinding inner and outer cylindrical surface and conical surface.
- It has the characteristics of strong rigidity, high precision and convenient operation.
- Sleeve type dynamic wheel spindle, which has high rotary precision, strong rigidity and low temperature rise.

## M1420B 系列万能外圆磨床

### 技术参数 MAIN PARAMETERS

项目内容	Item Contents	M1420B x 500	M1320B x 500
工作台上最大回转直径 (mm)	Max.grinding diameter on table	Φ240	Φ240
两顶尖最大距离 (mm)	Max. distance between two centers	520	520
卡盘夹持承载重量 (Kg)	Max.chuck load	30	无
顶尖间最大承载重量 (Kg)	Max.load between two centers	50	50
外圆磨削范围 (mm)	Max. external grinding diameter and length	Φ5-Φ200 x 500	Φ5-Φ200 x 500
内孔磨削范围 (mm)	Internal grinding diameter	Φ13-Φ80	无
最大磨削内孔深度 (mm)	Max.internal grinding depth	125	无
头架顶尖孔 (Morse)	Spindle taper of headstock	MT4	MT4
尾架顶尖孔 (Morse)	Spindle taper of tailstock	MT4	MT4
外圆砂轮尺寸 (外径 x 宽 x 内孔) (mm)	External grinding wheel size	Φ400 x 40 x Φ203	Φ400 x 40 x Φ203
砂轮架进给手轮每转进给量 (mm)	Per rev. feeding value of grinding wheel	1	1
砂轮架进给手轮每格进给量 (mm)	Per grad. feeding value of grinding wheel	0.005	0.005
砂轮主轴电机 (KW)	Motor of grinding wheel spindle	5.5	5.5
主轴转速 (r/min)	Spindle speed	1440	1440
内圆磨削电机 (KW)	Motor of internal grinding spindle	0.55	无
内圆电机转速 (r/min)	Motor speed of internal grinding spindle	2800	无
头架主轴电机 (KW)	Motor of headstock grinding spindle	0.75	0.75
头架转速 (r/min)	Motor speed of headstock grinding spindle	63、125、250、500	
砂轮架回转角 (°)	Turning angle of grinding wheel	3°	3°
工作台回转角 (°)	Turning angle of worktable	9°	9°
油泵电机 (KW)	Oil pump motor	1.1	1.1
总电源功率 (KW)	Total drive capacity	8	7.5
圆度 (mm)	Roundness	0.0015	0.0015
柱度 (mm)	Cylindricity	0.005	0.005
表面粗糙度 (um)	Surface roughness	Ra ≤ 0.16	Ra ≤ 0.16
机床净重 (Kg)	Net weight/Gross weight	2200/2580	2200/2580
机床尺寸 (长 x 宽 x 高) (mm)	Packing dimension	227 x 170 x 175	227 x 170 x 175